

## WPC DOORS



It's important to not that while these doors offer **resistance to fire, water, weather, and insects**, they are not completely invulnerable to these elements. It's still impotent to take necessary **precautions** to protect **your home** or building from **potential damage**.





## WHY WPC DOORS.

Highness FRP Industries has created an indelible mark in the FRP door and frame manufacturing industry since its establishment in 1998. We have come a long way with a keen focus on innovative and attractive door designs using state-of-the-art technology resulting in quality doors at affordable prices.

We take this opportunity to proudly announce our entry into the WPC door manufacturing segment.

### Welcome to our WPC Door Segment

WPC stands for Wood Plastic Composite. It is a revolutionary product and a game-changer for construction needs. It offers quality, durability and sustainability ensuring a long life for the door. It is a preferable material over wood, multi-wood, MDF and plywood.

#### Features of WPC Doors



- 100% termite proof



- Rot and moth resistant



- Honey-comb structure provides strength



- Heat and sound resistant



- 100% Water-proof and moisture-proof



- Paintable Doors



- Eco Friendly





\*\*\* Variation expected in all textures and shades

**OLIV** NW 102 with gold painted groove

FINISH | Door front : NW / matt finish  
 Door back : Leo-SW.matt finish



Highness Doors, we believe that every opening is an opportunity to enhance your home's design. Our commitment is to provide today's architects, designers, custom home builders and home owners with interior doors that support the needs of today's custom projects.







\*\* Variation expected in all textures and shades

\*\* NW 209/NW206 texture design can only be done for the Perly model

# PERLY NW 209/BL 119

Available Shades

FINISH | Door front :NW / matt finish  
 | Door back :Leo-SW matt finish



NW200a

NW 101

NW 102

NW 103

NW 104

NW 200







\*\* Variation expected in all textures and shades

# ELLIS SW 05/LI198

Available Shades


FINISH | Door front :NW / matt finish  
 Door back :Leo-SW matt finish



SW 01



SW 02




SW 03



SW 04



SW 05





\*\* Variation expected in all textures and shades



# ELSA NW 201/NW 205

Available Shades

FINISH : Door front :NW / matt finish  
Door back :Leo-SW matt finish



NW 201



NW 202

NW 203

NW 204

NW 205

NW 206





\*\* Variation expected in all textures and shades

# ROMA NW 211/NW 213

Available Shades

FINISH | Door front :NW / matt finish  
 | Door back :Leo-SW matt finish



NW 207





NW 208

NW 209

NW 210

NW 211

NW 212







\*\* Variation expected in all textures and shades

\*\* Door Knocker is Optional.

# KENZO

NW 214/BL119 (ACP GOLD)

Available Shades

FINISH: Door front : NW / matt finish  
 Door back : Leo-SW matt finish



NW 213



NW 214



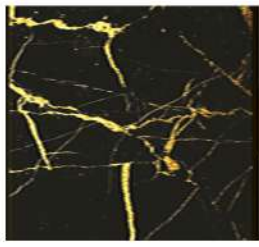
NW 215




NW 216




MT 217







**CAMILA** NW 216/BL 119



**SANTIO** NW 211



**EMILIE** NW 103/ZK110

FINISH Door front :NW / matt finish  
Door back :Leo-SW matt finish



\*\* Variation expected in all textures and shades



**REINAL** NW 200a/SR110



**WILEY** NW 200



**KELLY** NW 215/WH102



\*\* Variation expected in all textures and shades



**ERANA** NW 210/DG 318



**LEONIE** NW 201/BL119



**ESHA** NW 203/MT217



**LIAM** NW 202/DG 319

FINISH | Door front : NW / matt finish  
| Door back : Leo SW matt finish



**09 KATIYA** NW 205/WH 102



**ELLIOT** NW 101/WH 102



**OLIVIA** NW 101/BL 199





**THARA** SW 200/DG 318



**ARIA** NW 200/WH 102




**LORA** NW 200



**MALIHA** NW 200

FINISH | Door front : NW / matt finish  
| Door back : Leo SW matt finish



\*\* Variation expected in all textures and shades



**ESRA** WH 102



**EVA** WH 102



**MABEL** WH 102



**ALENA** WH 102

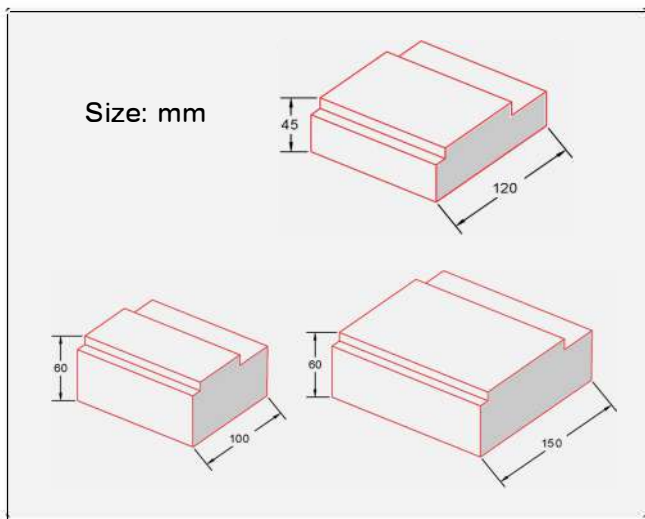




**NAOMI**  
NW 200a/BEVELLED GLASS

\*\* Variation expected in all textures and shades

**DOOR FRAME**



Customer care:  
+91 95446 6229

